

FIBERPLATE GRP STAIR TREAD COVERS

SLIP RESISTANT -- HIGHLY DURABLE -- LONG MAINTENANCE LIFE
LOW INSTALLATION COST

A FAST, CONVENIENT WAY OF PROVIDING SOLID, SLIP RESISTANT FOOTING FOR EXISTING STAIRS. THESE TREADS MAY BE INSTALLED BY BOLTING OR SCREWING DOWN OVER WOOD, CONCRETE OR METAL STEPS

STANDARD COLOUR: LIGHT GREY WITH YELLOW NOSING
SHEET SIZE: 300mm WIDE x 3660mm
CODE: 33253010

* TECHNICAL AND DESIGN ADVICE AVAILABLE
FOR ALL OUR GRP PRODUCTS



ANTI-SLIP TAPE




STANDARD TAPE

CODE: 13001 - 25mm x 18.25m (roll)
CODE: 13002 - 50mm x 18.25m (roll)
CODE: 13003 - 100mm x 18.25m (roll)
CODE: 13004 - 150mm x 18.25m (roll)



STANDARD TREADS

CODE: 13010 - 150 x 600 (pack of 50)
CODE: 13011 - 150 x 600 (pack of 10)



STANDARD TILES

CODE: 13020 - 140 x 140mm (pack of 50)
CODE: 13021 - 140 x 140mm (pack of 10)

When you need an immediate solution to a slip problem, need to keep the cost down and can not afford to close off an area for more than a few minutes, SAFE STEP® self-adhesive tapes and treads provide an economical, efficient answer. Whether the problem exists indoors or outdoors, on steps and walkways, around machinery or even in shower areas, SAFE STEP® tapes and treads will provide a safe and durable anti-slip surface suitable for pedestrian traffic.




DURBAR NOSING 3mm THICK

25 x 25 x 1000mm long
CODE: 25NOSE




PYRAMID ANTI-SLIP NOSING

35 x 5 x 6000mm long CODE: 25NOSE1
35 x 5 x 3000mm long CODE: 25NOSE2



STAIRTREADS

PRODUCT GROUP 44



DURBAR Self Colour

Stock Size mm	Type	Code No.
1000 x 265 x 4.5mm O/P	40mm turn up/down	44001
1250 x 265 x 4.5mm O/P	40mm turn up/down	44002
1250 x 265 x 6.0mm O/P	50mm turn up/down	44003
1500 x 265 x 6.0mm O/P	50mm turn up/down	44004

SPECIALS MADE TO ORDER



OPEN STEEL Galvanised or Self Colour 41/100mm

Size mm	Bar Dimension	Self Colour	Galvanised
1000 x 283	25 x 5mm	441110283	441210283
1000 x 242	25 x 5mm	441110242	441210242
800 x 283	25 x 5mm	441108283	441208283
800 x 242	25 x 5mm	441108242	441208242

SPECIALS MADE TO ORDER




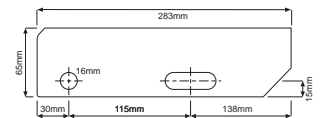
OPEN STEEL "CUT YOUR OWN" Self Colour 41/100mm 25 x 5mm Bar

1000mm x 283mm

Fixing Plate welded one end

Cut to Length required and
weld on plate

CODE: 441100



EXPANDED METAL Galvanised or Self Colour

Mesh Pattern	Size mm	Self Colour	Galvanised
Ref 1292	1000 x 230	44201121023	44202121023
Ref 2496	1000 x 230	44201241023	44202241023

SPECIALS MADE TO ORDER

SUPAGRIP MESH ALSO AVAILABLE

PRODUCT GROUP 371




WE CAN ALSO SUPPLY LCC TYPE
CAST IRON LANDING PLATES

LCC CAST IRON STAIR TREADS

Standard Sizes LENGTH x WIDTH mm

533 x 102 • 610 x 102, 127, 152, 178, 203, 229, 254, 305
686 x 152, 178, 203, 229, 254 • 762 x 152, 178, 191, 203, 229, 254, 279 • 800 x 254, 280 • 838 x 178, 229, 254, 267
900 x 254, 280 • 914 x 159, 178, 203, 229, 241, 254, 279, 311
991 x 178, 229, 279 • 1000 x 254, 280, 305 • 1067 x 178, 203, 229, 254, 279, 305 • 1219 x 203, 229, 254, 279, 305
1372 x 305 • 1524 x 254

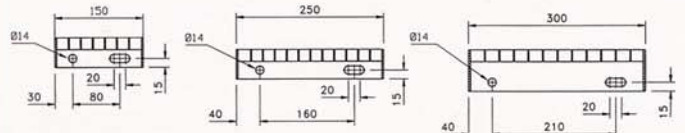


Elefant® Stair Treads Grating Step

Material: Galvanised steel
Mesh: 20x30 mm

With grating pattern to match our standard grating sizes and with superb non-slip properties.

Edge bars	Size in mm	Code no.
50 x 3	150 x 500	7155G
50 x 3	150 x 600	7156G
50 x 3	250 x 700	7257G
50 x 3	250 x 800	7258G
50 x 3	250 x 900	7259G
50 x 3	250 x1000	7251G
60 x 3	300 x1000	7301G
60 x 3	300 x1200	7302G
70 x 3,5	300 x1500	7305G

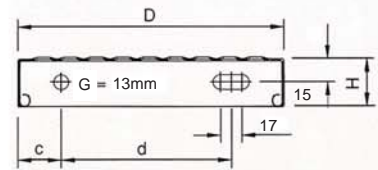


Elefant® Stair Treads Firm Grip Type 95

Material:
2 mm Galvanised steel


Length mm	depth mm	width mm					
		150	200	225	250	275	300
600	45	1506G	2006G	2206G	2506G	2706G	3006G
700	45	1507G	2007G	2207G	2507G	2707G	3007G
800	45	1508G	2008G	2208G	2508G	2708G	3008G
900	45	1509G	2009G	2209G	2509G	2709G	3009G
1000	45	1510G	2010G	2210G	2510G	2710G	3010G
1100	57	-	2011G	2211G	2511G	2711G	3011G
1200	57	-	2012G	2212G	2512G	2712G	3012G
1500	57	-	-	-	2515G	2715G	3015G

A flat step with 9mm punched raised holes to ensure non-slip properties, and a 5mm countersunk hole to drain off water and oil. The stair treads have a specially designed front



D	H	c	d
150	45/-	35	78
200	45/57	45	102
225	45/57	45	127
250	45/57	50	142
275	45/57	62	143
300	45/57	50	192

edge to provide excellent strength. On 300mm width an additional hole Ø13mm, c/c 48mm from G, to provide an extra fixing point. These treads are designed according to British Standard BS4592 Part 3 1987.

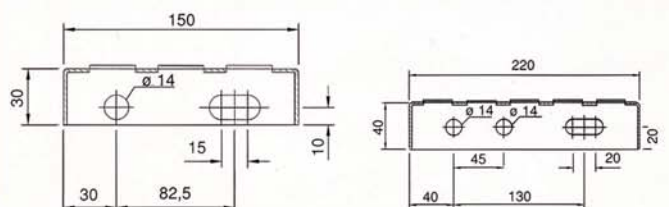


Elefant® Stair Treads Type 56

Material:
3 mm Galvanised steel

A flat step with raised punched rectangular holes of 10x26mm offer excellent non-slip properties.

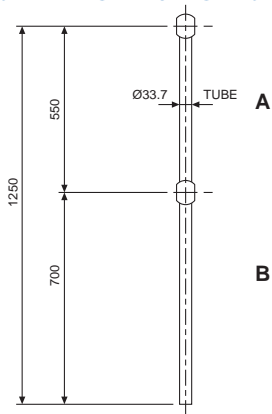
W x L in mm	Code no
150 x 500	8155G
150 x 600	8156G
220 x 500	8225G
220 x 600	8226G
220 x 700	8227G
220 x 800	8228G
220 x 900	8229G
220 x 1000	8221G



TUBULAR HANDRAIL STANDARDS PRODUCT GROUP 25

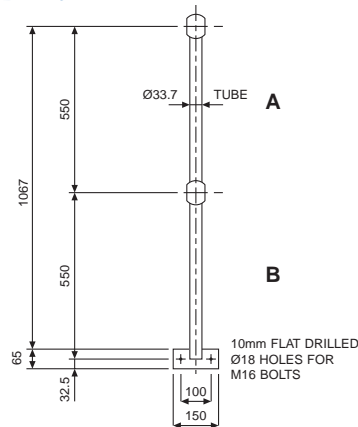
SELF COLOUR OR GALVANISED TO FIT 33.7mm o.d AND 48.3mm o.d

SEE PAGE 19 FOR SAFE LOAD TABLES



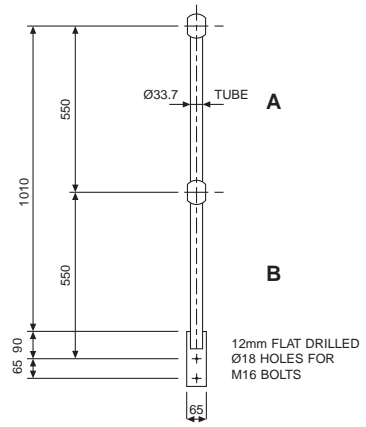
TYPE FHB 1A

SELF COLOUR: CODE: 25011



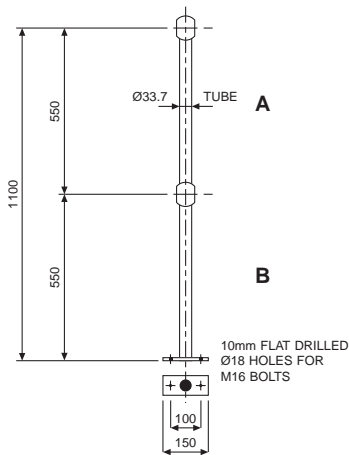
TYPE FHB 2B

SELF COLOUR: CODE: 25012
 GALVANISED: CODE: 25022
 GALVANISED: CODE: 2502248 (48.3mm)



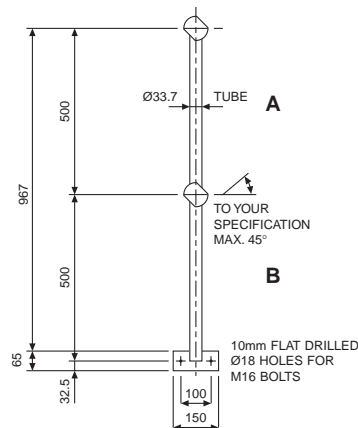
TYPE FHB 3C

SELF COLOUR: CODE: 25013
 GALVANISED: CODE: 25023
 GALVANISED: CODE: 2502348 (48.3mm)



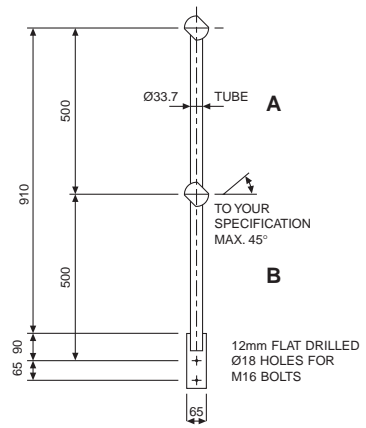
TYPE FHB 4D

SELF COLOUR: CODE: 25014
 GALVANISED: CODE: 25024
 GALVANISED: CODE: 2502448 (48.3mm)



TYPE FHB 5B (TO ORDER)

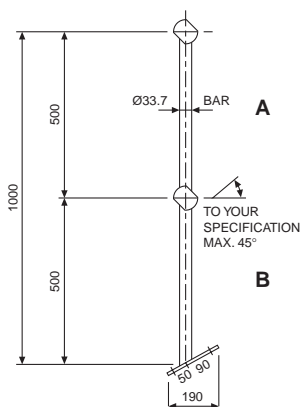
SELF COLOUR: CODE: 25015L
 GALVANISED: CODE: 25025L
 SELF COLOUR: CODE: 25015R
 GALVANISED: CODE: 25025R



TYPE FHB 6C (TO ORDER)

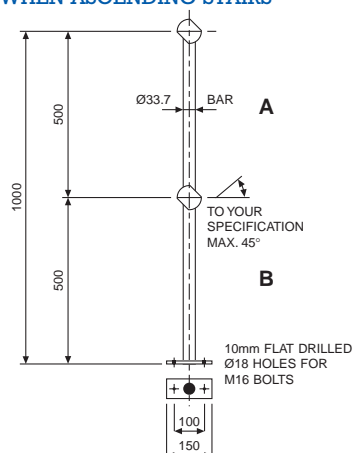
SELF COLOUR: CODE: 25016L
 GALVANISED: CODE: 25026L
 SELF COLOUR: CODE: 25016R
 GALVANISED: CODE: 25026R

THE LETTER "L" INDICATES LEFT HANDED AND "R" INDICATES RIGHT HANDED WHEN ASCENDING STAIRS



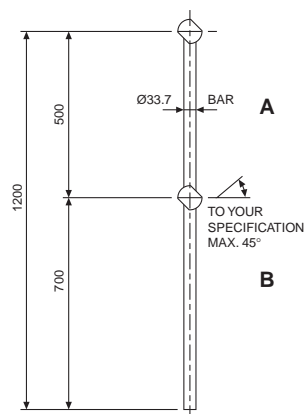
TYPE FHB 7D (TO ORDER)

SELF COLOUR: CODE: 25017
 GALVANISED: CODE: 25027



TYPE FHB 8D (TO ORDER)

SELF COLOUR: CODE: 25018
 GALVANISED: CODE: 25028



TYPE FHB 9A (TO ORDER)

SELF COLOUR: CODE: 25019



WE CAN OFFER: SELF COLOUR VENTED FOR GALVANISING M8 CLAMPING SCREWS FITTED TO BALLS

ALL TYPES CAN BE SUPPLIED: TO SUIT 42.4mm o.d (32mm n.b) AND 48.3mm o.d (40mm n.b)

DIMENSIONS SHOWN AS A&B ARE INTENDED AS A GUIDE FOR OUR STOCKED RANGE.

OTHER DIMENSIONS CAN BE SUPPLIED, QUICKLY, TO ORDER. STATE A&B DIMENSIONS REQUIRED

HANDRAIL BENDS PRODUCT GROUP 25

	33.7mm o.d Self Colour	42.4mm o.d Self Colour	33.7mm o.d Galvanised	42.4mm o.d Galvanised
RETURN BENDS				
300mm legs	25B25113	25B32113	25B25213	25B32213
400mm legs	25B25114	25B32114	25B25214	25B32214
STAIR RETURN BENDS				
400mm legs	25B25124	25B32124	25B25224	25B32224
500mm legs	25B25125	25B32125	25B25225	25B32225
RAMP BENDS				
500mm legs	25B25135	25B32135	25B25235	25B32235
90 deg BENDS				
300mm legs	25B25143	25B32143	25B25243	25B32243



Return bend



Ramp bend



90 degree bend



Stair Return bend

Longer/shorter leg lengths available

HANDRAIL STANDARD FOOTPLATES WITH 18mm FIXING HOLES



2B/4D



3C
and
7D



ROUND



TRIANGULAR

TYPE REF.	FOR TUBE mm o.d	DIMENSIONS mm	HOLE CENTRES mm	CODE NO.
2B/4D	33.7	150 x 65 x 10	25-100-25	25F2501
	42.4	160 x 65 x 12	25-100-25	25F3201
	48.3	170 x 80 x 15	25-120-25	25F4001
3C	33.7	180 x 65 x 12	25-65-90	25F2502
	42.4	180 x 65 x 15	25-65-90	25F3202
	48.3	180 x 80 x 20	25-65-90	25F4002
7D	33.7	190 x 65 x 10	25-140-25	25F2503
	42.4	190 x 65 x 12	25-140-25	25F3203
	48.3	210 x 80 x 15	25-160-25	25F4003
ROUND	33.7	150 dia. x 10	100 P.C.D	25F2504
	42.4	150 dia. x 12	100 P.C.D	25F3204
	48.3	150 dia. x 15	100 P.C.D	25F4004
TRIANGULAR	33.7	150 x 150 x 10	25-100-25 Hor	25F2505
	42.4	150 x 150 x 12		25F3205
	48.3	150 x 150 x 15	25-100-25 Vert	25F4005

WELDABLE ELBOWS



CODE	TO SUIT O.D TUBE SIZE
25E34	33.7mm
25E42	42.4mm
25E48	48.3mm
25E60	60.3mm
25E88	88.9mm
25E114	114.3mm

TUBULAR HANDRAIL KNUCKLES



CODE	TO SUIT O.D TUBE SIZE	KNUCKLE DIA.
25K25	33.7mm	(62mm O.D)
25K2576	33.7mm	(76mm O.D)
25K32	42.4mm	(76mm O.D)
25K40	48.3mm	(76mm O.D)
25K40L	48.3mm	(90mm O.D)
SOLID TYPE		
25K25S	33.7mm	(62mm O.D)

CRIMP CONNECTORS



CODE 25C01 Straight Connector to suit 25mm N.B



CODE 25C02 Wall Palm to suit 25mm N.B



CODE 25C03 Right Angle bend to suit 25mm N.B

CRASH BARRIERS

PRODUCT GROUP 12

Corrugated type crash barrier, also known as guardrail is used throughout Britain, along roads, in factories, vehicle parks and industrial premises to protect people, property and plant installations from the dangers of impact by vehicles and to minimise expensive repairs and consequential losses from such accidents.

Crash Barrier gives your valuable stock, plant and buildings the best possible protection from damage caused by moving vehicles and forklift trucks. Components are replaceable, and have a maintenance free life of up to 30 years.

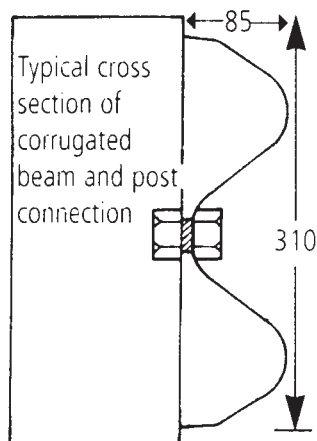
"Locate and protect those hazardous areas without delay"

This safety barrier is British made and galvanised to BS729. It is mostly tensioned corrugated beam with a nominal post spacing of 3.2 metres. The beams, weighing about 40kg each are made to BS4360 from 3mm thick steel and are 3.5 metres long overall. They are simply bolted to fixed steel posts and spliced together using 8 No. M16 x 35 grade 8.8 bolts to form a continuous protective run. Beam centre height is usually about 610mm above ground level. All our beams are guaranteed straight and undamaged




HOW TO ORDER

1. OVERALL LENGTH OF EACH RUN
= NUMBER OF BEAMS REQUIRED
2. BOLT DOWN OR CONCRETE IN POSTS
= NUMBER OF POSTS
3. ANY CORNERS OR ENDS
= NUMBER REQUIRED
4. NUMBER OF LAP BOLTS (8 PER BEAM)
5. NUMBER OF POST BOLTS (1 PER POST)



BEAMS

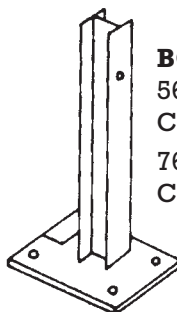


- STRAIGHT** 3.2m NOMINAL LENGTH (overall 3.5m) Code No. 120132
STRAIGHT 1.6m NOMINAL LENGTH (overall 1.9m) Code No. 120116

Post centres normally 3.2m and 1.6m (1.9m) for extra strength

POST BOLTS & NUTS
M16 x 50mm
Code No. 120501

LAP BOLTS & NUTS c/w 2 WASHERS
M16 x 50mm
Code No. 120401



BOLT-DOWN POSTS

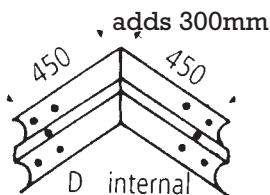
560mm HIGH
Code No. 120201
760mm HIGH
Code No. 120202

Fixing hole
175mm down

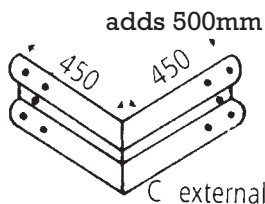


CONCRETE IN POSTS

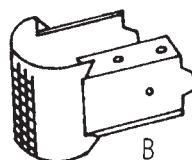
1200mm Code No. 120212
1500mm Code No. 120215
1800mm Code No. 120218



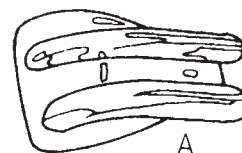
CORNER INTERNAL 90°
Code No. 120304



CORNER EXTERNAL 90°
Code No. 120303



BULLNOSE END TYPE "B"
Code No. 120302



FISHTAIL END TYPE "A"
Code No. 120301

fishtail adds
540mm from
end post

SECURITY POSTS

TO CONTROL ACCESS TO
RESERVED PARKING



HINGED TYPE

Code No. 05SP01
830mm HIGH
PADLOCK INCLUDED
CAN BE SUPPLIED
KEYED ALIKE



REMOVABLE TYPE

Code No. 05SP02
800mm ABOVE GROUND
280mm BELOW GROUND
5 LEVER DEADLOCK
BUILT IN
CAN BE SUPPLIED
KEYED ALIKE